



### District Report Card: 2017


<b>State:</b> Maharashtra	<b>District:</b> Dhule
<b>Class:</b> 3	<b>Subject:</b> Language
<b>Schools:</b> 61	<b>Students:</b> 1346


### Participation/Coverage


#### Students

 GENDER	Boys		Girls	
	Number	%	Number	%
	725	53.86	621	46.14

 AREA	Rural		Urban	
	Number	%	Number	%
	934	69.39	412	30.61

 CATEGORY	SC		ST		OBC		GEN	
	Number	%	Number	%	Number	%	Number	%
	76	5.65	543	40.34	449	33.36	278	20.65

 CWSN	LD	VI	HI	S&LD	ID	Oth
	2	33	0	0	3	1

 Management	Government		Government-aided	
	Number	%	Number	%
	767	56.98	579	43.02

### Average Performance of Students in Language (%)

Overall	Gender		Area		Management		Social Group			
	Male	Female	Rural	Urban	Govt.	Aided	SC	ST	OBC	GEN
72.81	72.26	73.46	72.89	72.64	71.74	74.23	67.81	70.76	74.73	75.11

## Performance on Learning Outcomes (LOs)

Learning Outcomes	Description	Average Performance(%)
L304	Reads small texts with comprehension i.e., identifies main ideas, details, sequence and draws conclusions	74.43
L312	Reads printed scripts on the classroom walls: poems, posters, charts etc.	69.58

Range of Performance of Students who Answered Correctly							
Below 30%		30% - 50%		50% - 75%		Above 75%	
Number	%	Number	%	Number	%	Number	%
72	5.35	154	11.44	435	32.32	685	50.89

### Lowest Performing Learning Outcomes (LOs)

1 - Reads printed scripts on the classroom walls: poems, posters, charts etc. (69.58)

2 - Reads small texts with comprehension i.e., identifies main ideas, details, sequence and draws conclusions (74.43)